



## THE LA MUERTE NEGRA UNIFORM GUIDE

This document lists and describes the uniforms used by La Muerte Negra company of The Mercenary Guild, the Official Four Horsemen Universe Fan Association.

The uniforms are:

1. Service Uniform
2. Utility Uniform
3. Marine Raptors Flight Suit
4. Convention Minimum

A member can choose to wear any or all of these, as long as they apply to the member's sub unit.

Note that a member of La Muerte Negra can always wear Mercenary Guild Cadre uniforms.

Recommended sources for uniform items appear at the end of this document.

### SERVICE UNIFORM

The service uniform is the standard uniform for military formations, meetings, and garrison duty. It is our "non-combat" uniform. Members who do not opt to create a Cadre Formal Uniform should wear this uniform to formal dinners. Members who are creating only one uniform should treat this as the preferred option.

#### UPPER BODY:

- Long sleeve or short sleeve shirt as climate conditions dictate. Long sleeves are preferred for formal occasions. The preferred style of shirt is a black tactical law-enforcement style shirt. It must have button-down epaulettes on the shoulders, and pockets with buttons.

Example: Propper Long Sleeve Tactical Dress Shirt



- La Muerte Negra rank slides worn on the shoulder epaulettes (the buttoned-down "loops" on top of the shoulders). The rank slides are flattened fabric "tubes" with the rank insignia sewn on one side.

NOTE 1



The Mercenary Guild patch is worn on the right shoulder sewn centered on sleeve 2 inches below the shoulder seam. Positioning Tip: center the patch below the shoulder epaulette, then move the patch 1 inch toward the front side of the shirt. Positioning this patch 2 inches below the seam gives you room to add a MERCENARY COUNCIL or PEACEMAKERS top rocker later if necessary. [NOTE 1](#)



- An “ALPHA COMPANY” rocker is centered under and touching the Guild patch. [NOTE 1](#)



- If a member holds a position with the Mercenary Council or the Peacemakers, wear the appropriate top-rocker centered above and touching the Guild patch. [NOTE 1](#)



- The La Muerte Negra patch group is worn on the left shoulder sewn centered on sleeve 1 1/2 inches below the shoulder seam. The patch is actually a group of three patches:
  - The main La Muerte Negra rat-with-flamethrower patch. [NOTE 1](#)
  - A “LA MUERTE NEGRA” top rocker, centered above and touching the ‘rat’ patch. [NOTE 1](#)
  - A rectangular unit tab, centered below and touching the ‘rat’ patch. [NOTE 1](#)
  - Positioning Tip: center the ‘rat’ patch below the shoulder epaulette, then move the patch 1 inch toward the front side of the shirt. Then position the top rocker against the top of the ‘rat’ patch and move the patches up or down until they are 1 ½ inches from the shoulder seam.



Sample unit tabs:













Unit	You wear this tab
Command Triad	COMMAND
Gadsden Originals Platoon	GADSDEN ORIGINALS
Orbital Rats Platoon	ORBITAL RATS
Reapers Platoon	REAPERS
Pioneers	PIONEERS
Espatier Marines	MARINES
Espatier Marine Raptors (aircrew)	RAPTORS
CAMILS (logistics mechs)	CAMILS <a href="#">Note 2</a>
AAAA (anti air/armor/artillery)	AAAA <a href="#">Note 2</a>
Clerks	SUPPORT
Chaplain	SUPPORT
Medical	SUPPORT
Mess	SUPPORT
Engineers	SUPPORT
Technicians	SUPPORT
Armorers	SUPPORT
Logistics	SUPPORT

- A cloth name tape with purple capital letters of your LASTNAME on a black background. Worn on the upper right chest, centered ⅛ inch above the right pocket. The nametape should be 1 inch tall; a width of 4 to 6 inches is preferable. Use an Arial font, or some other unadorned (“sans serif”) font.



- A unit badge is worn, centered above the nametape with a ½ inch gap. Badges are pin-on. The coins shown are a “50 Mexican pesos” piece.

Unit	You wear this badge
Command Triad	
Gadsden Originals Platoon	
Orbital Rats Platoon	
Reapers Platoon	
Pioneers	
Espatier Marines	
Espatier Marine Raptors (aircrew)	
CAMILS (logistics mechs) <a href="#">Note 2</a>	
AAAA (anti air/armor/artillery) <a href="#">Note 2</a>	
Clerks	
Chaplain	
Medical	
Mess	
Engineers	
Technicians	
Armorers	
Logistics	

- If you are a member of a special sub-unit, you wear a second badge, centered on the pocket flap below the nametape.

Unit	You wear this badge
Raptors (aircrew) Pilots and Co-Pilots wear Gold Other crew wear Silver	
CAMILS (logistics mechs)	
AAAA (anti air/armor/artillery)	

- Earned award ribbon bars are worn centered  $\frac{1}{8}$  inch above the left pocket. Wear them three-wide, then add new rows.



- If you have earned your Espatier “E” pin, it is worn centered on the pocket flap below your ribbon bars.



- An ascot is worn around the neck, tucked into the shirt. If you are an Espatier Marine (i.e., you wear an anchor on your chest) you wear a brown ascot to match your brown beret. Otherwise, you wear a purple ascot.



There are several ways to tie an ascot: <https://youtu.be/vgu7VYBciGQ>

- A black leather belt is worn above the trousers/skirt, above or over the combat waist sash. Enlisted members wear a law-enforcement style belt. A pistol or knife holster can be attached to the belt. Warrant Officers and Commissioned Officers wear a “Sam Browne” style leather belt with a shoulder strap. The shoulder strap starts at the wearer’s left hip and loops over the right shoulder. A black holster (with a cosplay personal side-arm) and/or a black holster with a cosplay blade may be worn as the member desires.



#### **LOWER BODY:**

- Slacks/trousers, black. Black tactical BDU pants are preferred but not mandatory.  
Example: Propper BDU Tactical Trousers Pant



- **ALTERNATIVE:** A member may wear a simple black skirt instead of the pants. Combat boots may not be worn with a skirt. Since the outfit is a uniform, a plain military skirt should be worn. Length can be according to your taste, but skirt should not be too short. As an example, this is the skirt worn by the U.S. Army:



- **ALTERNATIVE:** Because we have a tradition of being trained by Canadian Warrant Officers, a member may wear a black kilt. Since we are emulating the Canadian style, tall black socks, purple tartan flashes, and low black shoes must be worn.



- A black military-style web belt is worn, with a black buckle. The buckle may be metal or plastic. Example: Black Webbing Tactical Duty Belt. If a skirt is worn, the belt is optional. If the trousers, skirt, or kilt has belt loops, this belt should be used in those loops.



- A “Combat Waist Sash” is worn. Use a purple martial arts belt (with the white tag removed). An online tutorial exists showing how to tie it. The knot should be worn forward of your right hip.



For formal occasions, a military style satin or silk purple waist sash can be substituted. The two hanging tassels for the sash are worn on your right-front.

**FOOTWEAR:** Boots or dress shoes, black. The trousers are not bloused (tucked) into the boots. If a kilt is worn, low black shoes must be worn, not boots (we aren’t barbarians).

## HEADGEAR:

- Because members of La Muerte Negra receive pinplants for operating their CASPers cybernetically, hats are normally not worn. There are several exceptions:

Members of the Pioneers team wear purple berets. They use a 50 peso Mexican coin as a pinned-on beret “flash”.

Members of the Espatier Marines team, including our Raptors crews, wear darker brown berets. They use a 20 peso Mexican coin as a pinned-on beret “flash”.

If you are not a Pioneer or a Marine and it is sunny or cold and you really need to wear a hat, you may wear your black (U.S. Navy) garrison cap, which is part of your Mercenary Guild Cadre uniform.



## NOTES

1. The fabric patches are obtained from <https://www.etsy.com/shop/CreativeJemsGA>.
2. CAMIL and AAAA members can choose to belong to the Support Section and wear the CAMILS tab and the 50 peso coin, or they can choose to belong to one of the platoons and wear the tab for that platoon [GADSDEN ORIGINALS, ORBITAL RATS, REAPERS] and the badge for that platoon [50 peso Mexican coin, Orbital Rats badge, Reapers badge]. CAMIL members also always wear the “key” badge, and AAAA members also always wear the “arrow” badge.
3. Recommendation: using Velcro to attach your patches to the uniform shirt allows you to remove them for laundering. You should remove patches and turn a garment inside-out before laundering. The hard plastic Velcro is the “hooks”, the soft fuzzy Velcro is the “loops”. Adhesive Velcro can be used to attach Velcro “hooks” to the back of your patches. You can sew rectangles or circles of soft Velcro “loops” directly to the uniform shirt. Use a sewing machine, or use this trick: glue the Velcro “loops” rectangles/circles to black felt, cut to the same shape as the Velcro. Then, hand stitch the felt to the uniform shirt, sewing from the inside ..... the needle won’t need to penetrate the Velcro, just the fabric of the shirt and the felt that is behind the Velcro. This is a quick and easy way to add Velcro to a uniform.



## UTILITY UNIFORM

The utility uniform is the combat and field-duty uniform. It is what we wear when we pilot our CASPers or any operations while on-contract.

### BODY:

- Black flight suit or coverall. If the coverall or flight suit has upper-arm pockets, they should be removed to allow positioning of the unit patches.

Examples: TRU-SPEC 27-P Basic Flight Suit, black , Red Kap Long Sleeve Twill Action Back Coverall



- A La Muerte Negra rank patch is worn on the left chest. The thick purple stripe goes toward your own left arm. It is preferable to use Velcro to attach the patch so it can be removed for laundering, and it is easy to change rank when you are promoted.

NOTE 1



- A cloth name tape with purple capital letters of your LASTNAME on a black background. Worn on the upper right chest. The nametape should be 1 inch tall; a width of 4 to 6 inches is preferable. Use an Arial font, or some other unadorned ("sans serif") font.



- The Mercenary Guild patch is worn on the right shoulder sewn centered on sleeve 2 inches below the shoulder seam. Positioning Tip: center the patch below the shoulder panel, then move the patch 1

inch toward the front side of the shirt. Positioning this patch 2 inches below the panel gives you room to add a MERCENARY COUNCIL or PEACEMAKERS top rocker later if necessary. NOTE 1



- An “ALPHA COMPANY” rocker is centered under and touching the Guild patch. NOTE 1



- If a member holds a position with the Mercenary Council or the Peacemakers, wear the appropriate top-rocker centered above and touching the Guild patch. NOTE 1



- Ribbon bars and the Espatier “E” pin are not worn with this uniform.
- An ascot is worn around the neck, tucked into the flight suit / coverall. If you are an Espatier Marine (i.e., you wear an anchor on your chest) you wear a brown ascot to match your brown beret. Otherwise, you wear a purple ascot.



There are several ways to tie an ascot: <https://youtu.be/vgu7VYBciGQ>

- The La Muerte Negra patch group is worn on the left shoulder sewn centered on sleeve 1 1/2 inches below the shoulder panel. The patch is actually a group of three patches:
  - The main La Muerte Negra rat-with-flamethrower patch. NOTE 1
  - A “LA MUERTE NEGRA” top rocker, centered above and touching the ‘rat’ patch. NOTE 1

- A rectangular unit tab, centered below and touching the 'rat' patch. **NOTE 1**
- Positioning Tip: center the 'rat' patch below the shoulder panel, then move the patch 1 inch toward the front side of the shirt. Then position the top rocker against the top of the 'rat' patch and move the patches up or down until they are 1 ½ inches from the shoulder panel.













Sample unit tabs:



Unit	You wear this tab
Command Triad	COMMAND
Gadsden Originals Platoon	GADSDEN ORIGINALS
Orbital Rats Platoon	ORBITAL RATS
Reapers Platoon	REAPERS
Pioneers	PIONEERS
Espatier Marines	MARINES
Espatier Marine Raptors (aircrew)	RAPTORS
CAMILS (logistics mechs)	CAMILS <b>Note 2</b>
AAAA (anti air/armor/artillery)	AAAA <b>Note 2</b>
Clerks	SUPPORT
Chaplain	SUPPORT
Medical	SUPPORT
Mess	SUPPORT
Engineers	SUPPORT
Technicians	SUPPORT
Armorers	SUPPORT
Logistics	SUPPORT

- A unit badge is worn, centered above the nametape with a ½ inch gap. Badges are pin-on. The coins shown are a “50 Mexican pesos” piece.

Unit	You wear this badge
Command Triad	
Gadsden Originals Platoon	
Orbital Rats Platoon	
Reapers Platoon	
Pioneers	
Espatier Marines	
Espatier Marine Raptors (aircrew)	
CAMILS (logistics mechs) <i>Note 2</i>	
AAAA (anti air/armor/artillery) <i>Note 2</i>	
Clerks	
Chaplain	
Medical	
Mess	
Engineers	
Technicians	
Armorers	
Logistics	

- If you are a member of a special sub-unit, you wear a second badge, centered ½ inch below the nametape.

Unit	You wear this badge
Raptors (aircrew) Pilots and Co-Pilots wear Gold Other crew wear Silver	
CAMILS (logistics mechs)	
AAAA (anti air/armor/artillery)	

- A black leather belt is optional. If one is worn it should be a law-enforcement style belt. A pistol or knife holster can be attached to the belt.



- A “Combat Waist Sash” is worn. Use a purple martial arts belt (with the white tag removed). An online tutorial exists showing how to tie it. The knot should be worn forward of your right hip.



**FOOTWEAR:** Boots or dress shoes, black. If boots are worn the flight suit / coverall trouser legs should be bloused (tucked) into the boots, but can be worn un-bloused if the member desires.

#### **HEADGEAR:**

- Because members of La Muerte Negra receive pinplants for operating their CASPers cybernetically, hats are normally not worn. There are several exceptions:

Members of the Pioneers team wear purple berets. They use a 50 peso Mexican coin as a pinned-on beret “flash”.

Members of the Espatier Marines team, including our Raptors crews, wear darker brown berets. They use a 20 peso Mexican coin as a pinned-on beret “flash”.

If you are not a Pioneer or a Marine and it is sunny or cold and you really need to wear a hat, you may wear your black (U.S. Navy) garrison cap, which is part of your Mercenary Guild Cadre uniform.



## NOTES

1. The fabric patches are obtained from <https://www.etsy.com/shop/CreativeJemsGA>.
2. CAMIL and AAAA members can choose to belong to the Support Section and wear the CAMILS tab and the 50 peso coin, or they can choose to belong to one of the platoons and wear the tab for that platoon [GADSDEN ORIGINALS, ORBITAL RATS, REAPERS] and the badge for that platoon [50 peso Mexican coin, Orbital Rats badge, Reapers badge]. CAMIL members also always wear the “key” badge, and AAAA members also always wear the “arrow” badge.
3. Recommendation: using Velcro to attach your patches to the uniform shirt allows you to remove them for laundering. You should remove patches and turn a garment inside-out before laundering.  
  
The hard plastic Velcro is the “hooks”, the soft fuzzy Velcro is the “loops”. Adhesive Velcro can be used to attach Velcro “hooks” to the back of your patches. You can sew rectangles or circles of soft Velcro “loops” directly to the uniform shirt. Use a sewing machine, or use this trick: glue the Velcro “loops” rectangles/circles to black felt, cut to the same shape as the Velcro. Then, hand stitch the felt to the uniform shirt, sewing from the inside ..... the needle won’t need to penetrate the Velcro, just the fabric of the shirt and the felt that is behind the Velcro. This is a quick and easy way to add Velcro to a uniform.

## MARINE RAPTORS FLIGHT SUIT

Our Espatier Marine Raptor dropship crews wear this while they are conducting flight operations.

### BODY:

- Khaki flight suit. If the flight suit has upper-arm pockets, they should be removed to allow positioning of the unit patches.

Example: TRU-SPEC 27-P Basic Flight Suit, Khaki



- A La Muerte Negra rank patch is worn on the left chest. The thick purple stripe goes toward your own left arm. It is preferable to use Velcro to attach the patch so it can be removed for laundering, and it is easy to change rank when you are promoted.

NOTE 1



- A cloth name tape with purple capital letters of your LASTNAME on a black background. Worn on the upper right chest. The nametape should be 1 inch tall; a width of 4 to 6 inches is preferable. Use an Arial font, or some other unadorned (“sans serif”) font.





- The Mercenary Guild patch is worn on the right shoulder sewn centered on sleeve 2 inches below the shoulder seam. Positioning Tip: center the patch below the shoulder panel, then move the patch 1 inch toward the front side of the shirt. Positioning this patch 2 inches below the panel gives you room to add a MERCENARY COUNCIL or PEACEMAKERS top rocker later if necessary. [NOTE 1](#)



- An “ALPHA COMPANY” rocker is centered under and touching the Guild patch. [NOTE 1](#)



- If a member holds a position with the Mercenary Council or the Peacemakers, wear the appropriate top-rocker centered above and touching the Guild patch. [NOTE 1](#)



- Ribbon bars and the Espatier “E” pin are not worn with this uniform.
- A brown ascot is worn around the neck, tucked into the flight suit.



There are several ways to tie an ascot: <https://youtu.be/vgu7VYBciGQ>

- The La Muerte Negra patch group is worn on the left shoulder sewn centered on sleeve 1 1/2 inches below the shoulder panel. The patch is actually a group of three patches:
  - The main La Muerte Negra rat-with-flamethrower patch. [NOTE 1](#)



- A “LA MUERTE NEGRA” top rocker, centered above and touching the ‘rat’ patch. **NOTE 1**
- A rectangular RAPTORS tab, centered below and touching the ‘rat’ patch. **NOTE 1**
- Positioning Tip: center the ‘rat’ patch below the shoulder panel, then move the patch 1 inch toward the front side of the shirt. Then position the top rocker against the top of the ‘rat’ patch and move the patches up or down until they are 1 ½ inches from the shoulder panel.



Unit tab:



- The Espatier Marines badge is worn, centered above the nametape with a ½ inch gap. Badge is pin-on.



- Gold or silver flight wings are worn, centered ½ inch below the nametape. Pilots and co-pilots wear gold wings, other flight crew wears silver wings.



- A black leather belt is optional. If one is worn it should be a law-enforcement style belt. A pistol or knife holster can be attached to the belt.



- A black leather shoulder sidearm harness is optional, with a cosplay firearm.
- A “Combat Waist Sash” is not worn.

**FOOTWEAR:** Boots or dress shoes, black. If boots are worn the flight suit is not bloused (tucked) into the boots.

**HEADGEAR:** Raptors wear darker brown berets. They use a 20 peso Mexican coin as a pinned-on beret “flash”. When off-duty, more informal caps or other hats can be worn.



#### NOTES

1. The fabric patches are obtained from <https://www.etsy.com/shop/CreativeJemsGA>.
2. Recommendation: using Velcro to attach your patches to the uniform shirt allows you to remove them for laundering. You should remove patches and turn a garment inside-out before laundering. The hard plastic Velcro is the “hooks”, the soft fuzzy Velcro is the “loops”. Adhesive Velcro can be used to attach Velcro “hooks” to the back of your patches. You can sew rectangles or circles of soft Velcro “loops” directly to the uniform shirt. Use a sewing machine, or use this trick: glue the Velcro “loops” rectangles/circles to black felt, cut to the same shape as the Velcro. Then, hand stitch the felt to the uniform shirt, sewing from the inside ..... the needle won’t need to penetrate the Velcro, just the fabric of the shirt and the felt that is behind the Velcro. This is a quick and easy way to add Velcro to a uniform.

## CONVENTION MINIMUM

This is informal attire for events where a uniform is inappropriate.

### SHIRT:

- Black polo shirt.



- The Mercenary Guild patch is worn on the right shoulder sewn centered on sleeve 2 inches below the shoulder seam. Positioning Tip: center the patch below the shoulder panel, then move the patch 1 inch toward the front side of the shirt. Positioning this patch 2 inches below the panel gives you room to add a MERCENARY COUNCIL or PEACEMAKERS top rocker later if necessary. [NOTE 1](#)



- An "ALPHA COMPANY" rocker is centered under and touching the Guild patch. [NOTE 1](#)



- If a member holds a position with the Mercenary Council or the Peacemakers, wear the appropriate top-rocker centered above and touching the Guild patch. [NOTE 1](#)



- The La Muerte Negra patch group is worn on the left chest. The patch is actually a group of three patches:
  - The main La Muerte Negra rat-with-flamethrower patch. [NOTE 1](#)
  - A “LA MUERTE NEGRA” top rocker, centered above and touching the ‘rat’ patch. [NOTE 1](#)
  - A rectangular unit tab, centered below and touching the ‘rat’ patch. [NOTE 1](#)



Sample unit tabs:



Unit	You wear this tab
Command Triad	COMMAND
Gadsden Originals Platoon	GADSDEN ORIGINALS
Orbital Rats Platoon	ORBITAL RATS
Reapers Platoon	REAPERS
Pioneers	PIONEERS
Espatier Marines	MARINES
Espatier Marine Raptors (aircrew)	RAPTORS
CAMILS (logistics mechs)	CAMILS <a href="#">Note 2</a>
AAAA (anti air/armor/artillery)	AAAA <a href="#">Note 2</a>
Clerks	SUPPORT
Chaplain	SUPPORT
Medical	SUPPORT
Mess	SUPPORT
Engineers	SUPPORT
Technicians	SUPPORT
Armorers	SUPPORT
Logistics	SUPPORT

**PANTS or SKIRT:** Whatever the member desires as long it is considered appropriate with the unit polo shirt.

**FOOTWEAR:** Whatever the member desires.

## HEADGEAR:

- Because members of La Muerte Negra receive pinplants for operating their CASPers cybernetically, hats are normally not worn. There are several exceptions:

Members of the Pioneers team wear purple berets. They use a 50 peso Mexican coin as a pinned-on beret “flash”.

Members of the Espatier Marines team, including our Raptors crews, wear darker brown berets. They use a 20 peso Mexican coin as a pinned-on beret “flash”.

If you are not a Pioneer or a Marine and it is sunny or cold and you really need to wear a hat, you may wear your black (U.S. Navy) garrison cap, which is part of your Mercenary Guild Cadre uniform.



## NOTES

1. The fabric patches are obtained from <https://www.etsy.com/shop/CreativeJemsGA>.
2. CAMIL and AAAA members can choose to belong to the Support Section and wear the CAMILS tab and the 50 peso coin, or they can choose to belong to one of the platoons and wear the tab for that platoon [GADSDEN ORIGINALS, ORBITAL RATS, REAPERS] and the badge for that platoon [50 peso Mexican coin, Orbital Rats badge, Reapers badge]. CAMIL members also always wear the “key” badge, and AAAA members also always wear the “arrow” badge.
3. Recommendation: using Velcro to attach your patches to the uniform shirt allows you to remove them for laundering. You should remove patches and turn a garment inside-out before laundering. The hard plastic Velcro is the “hooks”, the soft fuzzy Velcro is the “loops”. Adhesive Velcro can be used to attach Velcro “hooks” to the back of your patches. You can sew rectangles or circles of soft Velcro “loops” directly to the uniform shirt. Use a sewing machine, or use this trick: glue the Velcro “loops” rectangles/circles to black felt, cut to the same shape as the Velcro. Then, hand stitch the felt to the uniform shirt, sewing from the inside ..... the needle won’t need to penetrate the Velcro, just the fabric of the shirt and the felt that is behind the Velcro. This is a quick and easy way to add Velcro to a uniform.

## SOURCES

**You may choose alternate sources, but these are the recommended ones:**

The La Muerte Negra XO will provide the unit badges upon request.

The La Muerte Negra XO will provide the Espatier “E” pin upon request.

The fabric patches are obtained from the “4 Horsemen Universe” section from Creative Jems GA on Etsy.com.

<https://www.etsy.com/shop/CreativeJemsGA>. This includes:

- The La Muerte Negra ‘rat’ patch, the upper LA MUERTE NEGRA rocker, and the lower unit tabs.
- The Mercenary Guild patch, the upper rocker, and the lower ALPHA COMPANY rocker.
- The La Muerte Negra shoulder rank tabs [ordered as a pair].
- The La Muerte Negra chest rank patch.

Nametapes: Brand: Northern Safari

Northern Safari Custom Uniform Name Tapes, 50 Fabrics Made in The United States. Same Day Ship.

[https://www.amazon.com/gp/product/B00RSO9JI0/ref=ppx\\_yo\\_dt\\_b\\_asin\\_title\\_o01\\_s00?ie=UTF8&psc=1](https://www.amazon.com/gp/product/B00RSO9JI0/ref=ppx_yo_dt_b_asin_title_o01_s00?ie=UTF8&psc=1)

Award Ribbons: Choose the “4 Horsemen Universe” section from Creative Jems GA on Etsy.com.

<https://www.etsy.com/shop/CreativeJemsGA>

Award Ribbon racks: [VanguardMil.com](http://VanguardMil.com)

Purple Ascot: Brand: Vesuvio Napoli

Vesuvio Napoli ASCOT Solid PURPLE INDIGO Color Cravat Men's Neck Tie

[https://www.amazon.com/gp/product/B007LBD38C/ref=ppx\\_yo\\_dt\\_b\\_search\\_asin\\_title?ie=UTF8&psc=1](https://www.amazon.com/gp/product/B007LBD38C/ref=ppx_yo_dt_b_search_asin_title?ie=UTF8&psc=1)

Brown Ascot: Brand: Vesuvio Napoli

Vesuvio Napoli ASCOT Solid CHOCOLATE BROWN Color Cravat Men's Neck Tie

[https://www.amazon.com/gp/product/B007LBD4V8/ref=ppx\\_yo\\_dt\\_b\\_search\\_asin\\_title?ie=UTF8&psc=1](https://www.amazon.com/gp/product/B007LBD4V8/ref=ppx_yo_dt_b_search_asin_title?ie=UTF8&psc=1)

Brown Beret: Rothco GI Type Inspection Ready Beret [brown]

[https://www.amazon.com/gp/product/B07VWSLLJX/ref=ppx\\_yo\\_dt\\_b\\_search\\_asin\\_title?ie=UTF8&psc=1](https://www.amazon.com/gp/product/B07VWSLLJX/ref=ppx_yo_dt_b_search_asin_title?ie=UTF8&psc=1)

Purple Beret: Brand: TheSupplyRoom

Unlined Beret with Leather Sweatband [purple]

[https://www.amazon.com/gp/product/B00VU93G5G/ref=ppx\\_yo\\_dt\\_b\\_search\\_asin\\_title?ie=UTF8&psc=1](https://www.amazon.com/gp/product/B00VU93G5G/ref=ppx_yo_dt_b_search_asin_title?ie=UTF8&psc=1)

Uniform web belt: Brand: Sportmusies

Sportmusies Elastic Belts for Men, Military Style Stretch Webbing Tactical Duty Belt

[https://www.amazon.com/gp/product/B07J4M9QH9/ref=ppx\\_yo\\_dt\\_b\\_search\\_asin\\_title?ie=UTF8&psc=1](https://www.amazon.com/gp/product/B07J4M9QH9/ref=ppx_yo_dt_b_search_asin_title?ie=UTF8&psc=1)

Uniform dress (outer) belt: Visit the XZQTIVE Store

Men's Double Prong Belt, 2 Holes Leather Jeans Belt for Men 1.47 inches Wide

[https://www.amazon.com/gp/product/B0811HV7SF/ref=ppx\\_yo\\_dt\\_b\\_search\\_asin\\_title?ie=UTF8&psc=1](https://www.amazon.com/gp/product/B0811HV7SF/ref=ppx_yo_dt_b_search_asin_title?ie=UTF8&psc=1)

Uniform Sam Browne belt: World War Supply Sam Browne Belt with Shoulder Strap Black Leather WW1 Will fit 39"- 43"

[https://www.amazon.com/World-War-Supply-Shoulder-](https://www.amazon.com/World-War-Supply-Shoulder-Leather/dp/B07WCCNVH1/ref=sr_1_25?dchild=1&keywords=sam+browne&qid=1622785367&sr=8-25)

[Leather/dp/B07WCCNVH1/ref=sr\\_1\\_25?dchild=1&keywords=sam+browne&qid=1622785367&sr=8-25](https://www.amazon.com/World-War-Supply-Shoulder-Leather/dp/B07WCCNVH1/ref=sr_1_25?dchild=1&keywords=sam+browne&qid=1622785367&sr=8-25)

Combat waist sash: The Elixir Karate Belt Taekwondo Judo Solid Rank Karate Martial Arts Belts TKD Jujitsu BJJ Aikido Kempo Rank Belt

[https://www.amazon.com/gp/product/B083TJRTWH/ref=ppx\\_yo\\_dt\\_b\\_search\\_asin\\_title?ie=UTF8&psc=1](https://www.amazon.com/gp/product/B083TJRTWH/ref=ppx_yo_dt_b_search_asin_title?ie=UTF8&psc=1)

Uniform shirt: Propper mens Long Sleeve Tactical Dress Shirt

[https://www.amazon.com/gp/product/B0012SRFL6/ref=ppx\\_yo\\_dt\\_b\\_search\\_asin\\_title?ie=UTF8&psc=1](https://www.amazon.com/gp/product/B0012SRFL6/ref=ppx_yo_dt_b_search_asin_title?ie=UTF8&psc=1)

Propper Women's Long Sleeve Duty Shirt

[https://www.amazon.com/gp/product/B07B4KMR9N/ref=ppx\\_yo\\_dt\\_b\\_search\\_asin\\_title?ie=UTF8&psc=1](https://www.amazon.com/gp/product/B07B4KMR9N/ref=ppx_yo_dt_b_search_asin_title?ie=UTF8&psc=1)

Polo shirt: Any solid black polo shirt.

Uniform pants: Propper Men's BDU Tactical Trouser Pant

[https://www.amazon.com/gp/product/B000Q9GTKK/ref=ppx\\_yo\\_dt\\_b\\_search\\_asin\\_title?ie=UTF8&psc=1](https://www.amazon.com/gp/product/B000Q9GTKK/ref=ppx_yo_dt_b_search_asin_title?ie=UTF8&psc=1)

Black flight suit: TRU-SPEC Men's 27-P Basic Flight Suit [black]

[https://www.amazon.com/gp/product/B0058DG8GE/ref=ppx\\_yo\\_dt\\_b\\_search\\_asin\\_title?ie=UTF8&psc=1](https://www.amazon.com/gp/product/B0058DG8GE/ref=ppx_yo_dt_b_search_asin_title?ie=UTF8&psc=1)

Khaki flight suit: TRU-SPEC Men's 27-P Basic Flight Suit [khaki]

[https://www.amazon.com/gp/product/B0058DG6XO/ref=ppx\\_yo\\_dt\\_b\\_search\\_asin\\_title?ie=UTF8&psc=1](https://www.amazon.com/gp/product/B0058DG6XO/ref=ppx_yo_dt_b_search_asin_title?ie=UTF8&psc=1)

Kilt: Brand TQP

Scottish Hybrid Cotton & Tartan Kilts for Men with Leather Straps & Large Cargo Pockets-Wedding Kilts

[https://www.amazon.com/gp/product/B08XKBP8RC/ref=ppx\\_yo\\_dt\\_b\\_asin\\_title\\_o00\\_s00?ie=UTF8&psc=1](https://www.amazon.com/gp/product/B08XKBP8RC/ref=ppx_yo_dt_b_asin_title_o00_s00?ie=UTF8&psc=1)

Kilt Socks: Brand: TW SPORTS & KILTS

SCOTTISH BLACK KILT HOSE SOCKS FOR MEN SIZE M L XL 2XL

[https://www.amazon.com/gp/product/B074DHC7Y5/ref=ppx\\_yo\\_dt\\_b\\_search\\_asin\\_title?ie=UTF8&psc=1](https://www.amazon.com/gp/product/B074DHC7Y5/ref=ppx_yo_dt_b_search_asin_title?ie=UTF8&psc=1)

Kilt purple "flashes": Brand: AAR Products

AAR Tartans Kilt Flashes with Heavy Buckle Elastic Adjusters Fit

[https://www.amazon.com/gp/product/B01JGNP4HK/ref=ppx\\_yo\\_dt\\_b\\_search\\_asin\\_title?ie=UTF8&psc=1](https://www.amazon.com/gp/product/B01JGNP4HK/ref=ppx_yo_dt_b_search_asin_title?ie=UTF8&psc=1)